

Marketing Datasheet

Powered Cart with Keyboard Tray



Power
Delivery



24 hour
Operations



Uninterrupted
Workflow



Substance
Protection



Total Mobility,
free movement



Everything On
One system



Features

- New 2019 Keyboard Tray
- Easy Cleaning & Silver-ion defence
- Lightweight Maneuverability
- Ergonomically Designed
- Small footprint for space saving
- Heavy duty castors, all wheel braking
- Robust construction for busy environments
- Custom mount fittings and accessories to suit your needs
- Wireless cable management system, no trip hazards
- Height Adjustable or Fixed Height
- High capacity water resistant power module (IP67), for shift-to-shift use and easy cleaning

The GeniCart is a beautifully engineered powered medical cart. Designed to be light and versatile with minimal footprint and integrated cable management for non-cluttered work space, helping to maximise the effectiveness of the working environment.

This cart offers an ergonomic solution for a fast paced healthcare environment. It is powered by our award winning Geni-Tec power solution, which is seamlessly integrated into the cart for “Hot-Swappable” capabilities for an uninterrupted session.

| | | | | | | | |
|-------------|-------------|--------------|------|------|----------|-------------|------------|
| | | | | | | | |
| Mount limit | Tilt weight | adjustable | Tilt | Pan | Rotation | Vesa | Wheels |
| Max 12kg | Max 18kg | 767mm-1067mm | 95° | 360° | 360° | 100mm/7 5mm | All Brakes |

Customization

For customisation options please contact the sales team on +44 (0) 1737 378 820

Marketing Datasheet

Powered Cart with Keyboard Tray



Interlocking laptop Worktop

Turn Your Geni-cart into a laptop cart with our new interlocking security work surface which encloses and locks your laptop into the cart. The laptop is neatly hidden away only allowing the screen to be visible while providing a useable workspace, and adequate equipment fanless ventilation.

Keyboard Tray - 2019 Edition

Easy to use, easy to hide, keyboard tray and mouse pad combo. Our slim compacted design neatly hides the keyboard tray when not in use. In our new model the mouse tray can be fully extended at all times.



Drawers & Keyboard

Combine the space saving attachments to give you more room for essential storage. Our selections of drawers comes in both small (as shown) & larger as well as having multiple configurations.

WOW-040D-0547-O (Non Powered)

Standard Laptop Mount

If an enclosed laptop cart is not what you are looking for then there is always our standard laptop mount which secures your laptop externally from the cart. **Visit our website for more configurations.**

WOW-L11D-0547 (Non Powered)

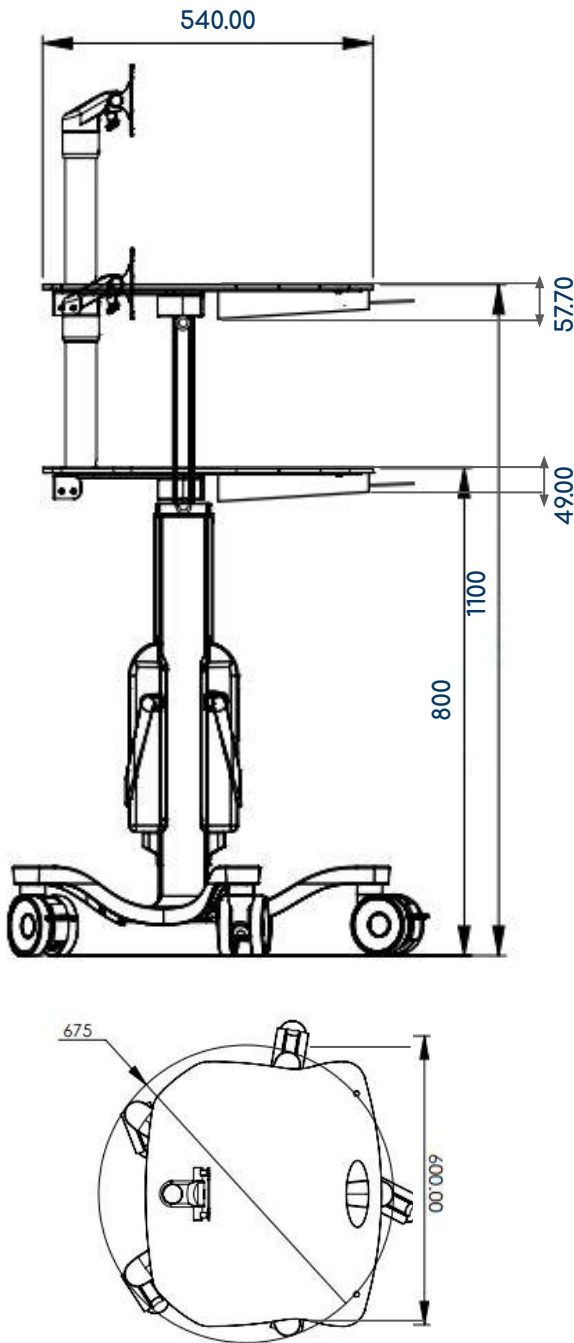


Available Cart Shelving

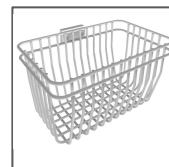
Attach multiple shelves to create more space for device placement and document placement. With an additional platform you can make better use of your carts space.

Technical Datasheet

Powered Cart with Keyboard Tray



| | |
|-----------------------|--|
| Height | 300mm Range (767mm-1067mm) |
| Footprint | 400mm X 955mm |
| System Input voltage | 28VDC (via Gen-PSU-180 Supplied Separately) |
| Width of Unit | 400mm |
| Accessories Available | Handle, Basket, Medi-Rail, Mount, Cable Hook, Drip Pole, DC Adapter Holder |
| Castors | 5 castors, 100mm, All braked 4 Castors, 100mm, All braked |
| Geni-Tec System | Dual Dock push button release, adjustable regulated output 12-28V (Battery Modules Supplied Separately,) |
| Compliance | CE, FCC Power System ; EN/ES/IEC 60601-1 Power Module: IEC 62133, UL 2054, UN38.3 |




Basket



Handle



Hooks



Medical Rail



PSU Mount



Geni-Tec

Ordering Please find the part number configurator below. For More configuration please visit our website.

| Family | Product Description | Part Number |
|--------|--|---------------|
| Geni | Single Display with height adjustable (300mm) capability, Extrusion length (710mm) - Single Dock - 5 star base 675mm 100 mm Tente wheels | WOW-S11D-1547 |
| | Laptop Mount with height adjustable (300mm) capability ,Extrusion length (710mm) - Single Dock - 5 star base 675mm 100 mm Tente wheels | WOW-L11D-1547 |
| | Single Display with height adjustable (300mm) capability ,Extrusion length (710mm) - Dual Dock - 5 star base 675mm 100 mm Tente wheels | WOW-S11D-2547 |

Notice

Bytec Healthcare takes reasonable steps to ensure that all technical information and recommendations disclosed in our datasheets, brochures and website are based upon our experience and research, it is provided in good faith. Users shall independently determine the suitability of the products shown for their particular regional requirements and intended use, and will ensure that they meet the relevant regulations for the countries of use, as these may differ greatly from country to country. As such we accept no liability whatsoever for any inaccuracies herein disclosed. Please feel free to contact our technical teams, who would be delighted to advise you on specific regulatory issues. Bytec Healthcare reserves the right to alter, delete or make obsolete any product featured in its brochures, datasheet and website without prior notice. E&OE. © Copyright Bytec Healthcare Limited 2019 GENI-CART is a trademark of Bytec Healthcare Ltd.